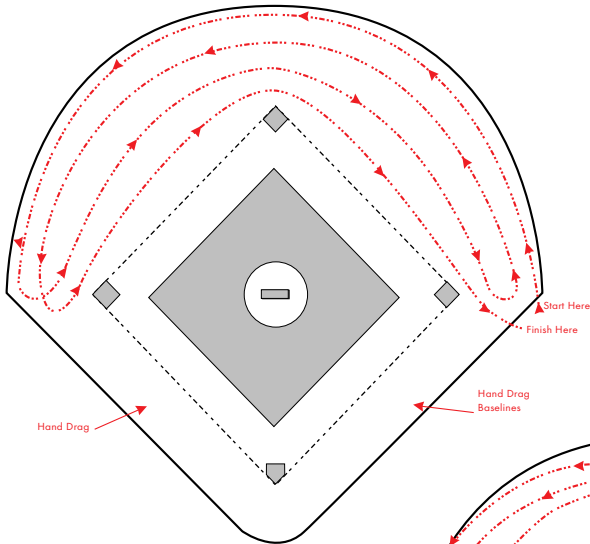




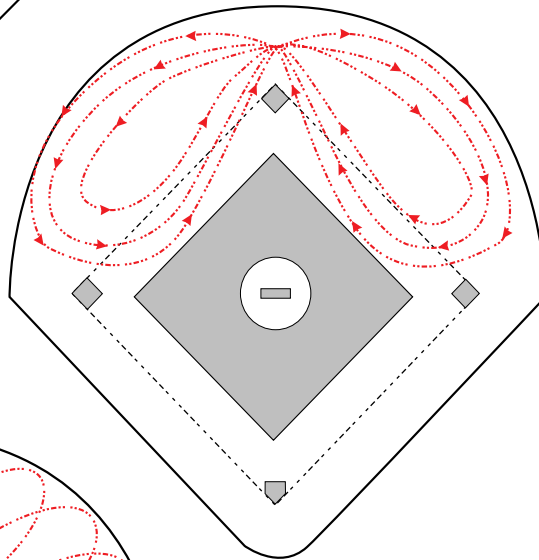
# PATTERNS

## grass infields



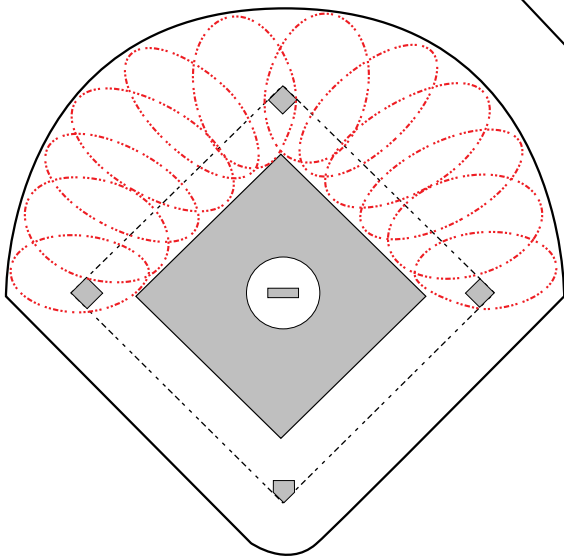
## FINISHING

Start from either first or third base staying at least one foot away from the edge of the grass.



## ELLIPTICAL

Start at either first or third base. Always mat drag at least one foot inside the grassline to prevent lips. Basically follow a figure 8 pattern dragging no faster that you can walk.



## OVERLAPPING CIRCLES

For grass infields, the overlapping circles pattern is excellent for both finishing and maintaining a level infield. Again drag very slow and stay at least one foot away from the edge of the grass.

### Rules of Thumb:

1. Never drag faster than you can walk
2. Stay at least one foot away from the edge of the grass.



1-800-228-2987  
[www.diamondpro.com](http://www.diamondpro.com)